



Australian Stock Horse  
SOCIETY

## ASHS LED PATTERNS – SCORING SYSTEM

LED SECTION	Possible Maximum Points	Allocated Points
<b>TYPE:</b> Standard of Excellence	50	
<b>CONFORMATION:</b>	15	
<b>MOVEMENT:</b>	15	
<b>TEMPERAMENT:</b> Manners	15	
<b>PRESENTATION:</b>	5	
<b>TOTAL SCORE</b>	100	<b>/100</b>
<b>Competitor Name</b>		
<b>Horse Name/No.</b>		

### The Australian Stock Horse Standard of Excellence

- Head alert and intelligent with broad forehead, full, well-set eyes, wide nostrils. A fine, clean gullet, allowing plenty of breathing room.
- A good length of rein, well set into the shoulder.
- Sloping shoulder, not too heavily muscled, a well-defined wither slightly higher than the croup.
- Deep chest, not too wide in proportion, but showing plenty of heart room.
- Ribs well sprung and back strong and of medium length in proportion.
- In forelegs, forearms well developed, cannon bones slightly flat, pasterns short and slightly sloping.
- Hindquarters strong, rounded and well-muscled, nicely sloping to give a full line from croup to hock. Hocks broad, flat and clean, the cannon relatively short with well-defined tendons. The hind legs well under when standing.
- The hooves hard and in proportion to the size of the horse with a wide heel and feet straight.
- Preferred heights between 14 and 16 hands.



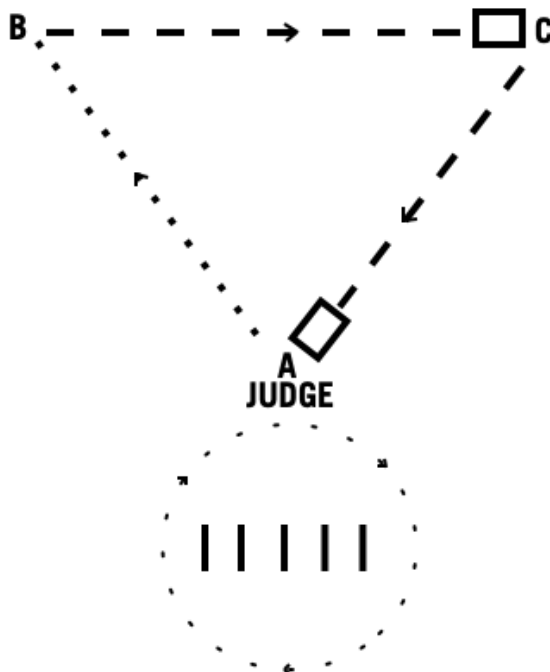
Deidre Hunt



# LED – LP1

Event \_\_\_\_\_ Class \_\_\_\_\_

Horse \_\_\_\_\_ Rider \_\_\_\_\_



<b>1</b>	All horses will Walk the ring clockwise of the Judge for an overview. Horses selected for final consideration will line up in centre of ring behind the Judge.
<b>2</b>	Each horse will Walk forward for closer inspection. Horses will commence from A. Walk out to marker B, trot across to marker C.
<b>3</b>	Halt and stand in profile to the Judge for a few seconds. Trot back to marker A. Halt in front of Judge before returning to the line up.
Consideration will be given to Type, Conformation, Manners, Presentation and Overall Impression	

<b>Score</b>	/ 100
--------------	-------

Judge: \_\_\_\_\_ Date: \_\_\_\_\_

### Scoring Scale

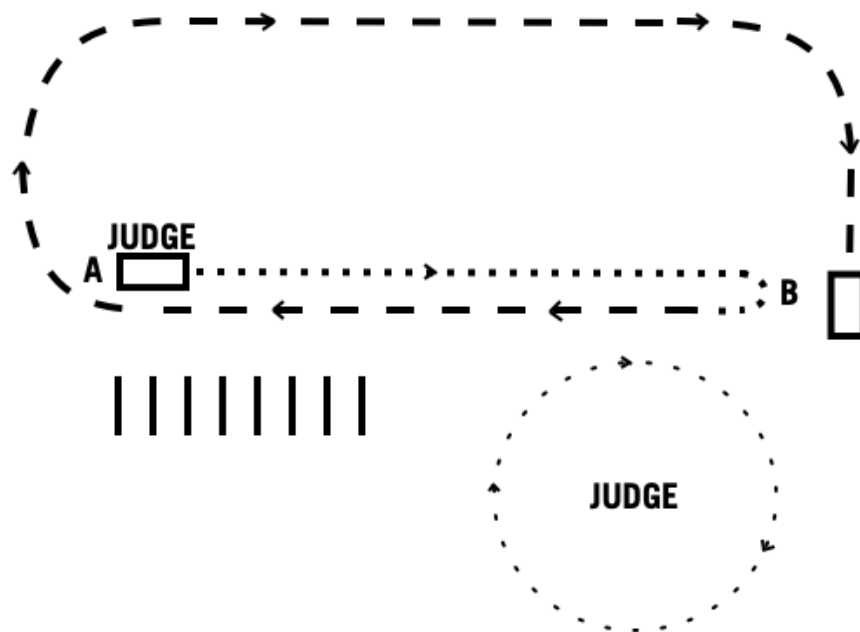
0	1	2	3	4	5	6	7	8	9	10
Not Executed			Insufficient		Satisfactory			Good		Excellent



# LED – LP2

Event \_\_\_\_\_ Class \_\_\_\_\_

Horse \_\_\_\_\_ Rider \_\_\_\_\_



<b>1</b>	Walk entire class on circle in a clockwise direction of the Judge for an overview.
<b>2</b>	Halt entire class in line in ring or to one side.
<b>3</b>	Each horse individually to be presented to the Judge at A for closer inspection. Walk horse to B turning right and trotting straight back to the Judge and passing the Judge and continuing at trot around entire area. Halt. Then re-join the line up.
<b>4</b>	All horses will stand in line up for final selection.
<b>5</b>	Place getters will walk forward to be presented.
Consideration will be given to Type, Conformation, Manners, Presentation and Overall Impression	

<b>Score</b>	<b>/ 100</b>
--------------	--------------

Judge: \_\_\_\_\_ Date: \_\_\_\_\_

### Scoring Scale

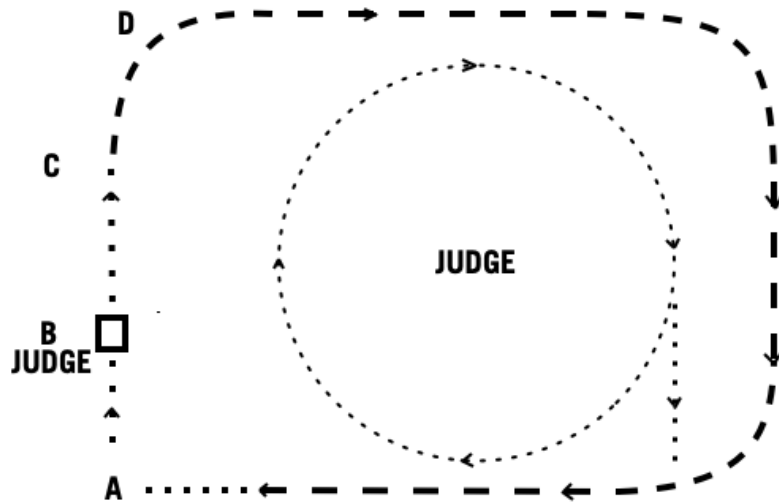
0	1	2	3	4	5	6	7	8	9	10
Not Executed	Insufficient			Satisfactory		Good		Excellent		



# LED – LP3

Event \_\_\_\_\_ Class \_\_\_\_\_

Horse \_\_\_\_\_ Rider \_\_\_\_\_



Progressive Judging System	
1	Every horse to be Judged individually. Horses enter the ring in single file and walk in a clockwise direction of the Judge for an overview.
2	All horses will form a ling behind ring with first horse on marker A. At Judges instruction the horse is walked straight to the Judge and stops at marker B, to be stood and presented to the Judge for closer inspection.
3	The horse will be walked away from Judge to marker C and trot straight toward marker D, turn right and continue in large half circle at trot to join the back of the line.
4	Each horse will progressively move forward to marker A and wait Judges instruction.
5	At completion of the last horse to work, the horses should already be in a line nose to tail in profile for Judges final inspection and selection.
Consideration will be given to Type, Conformation, Manners, Presentation and Overall Impression	

<b>Score</b>	/ 100
--------------	-------

Judge: \_\_\_\_\_ Date: \_\_\_\_\_

### Scoring Scale

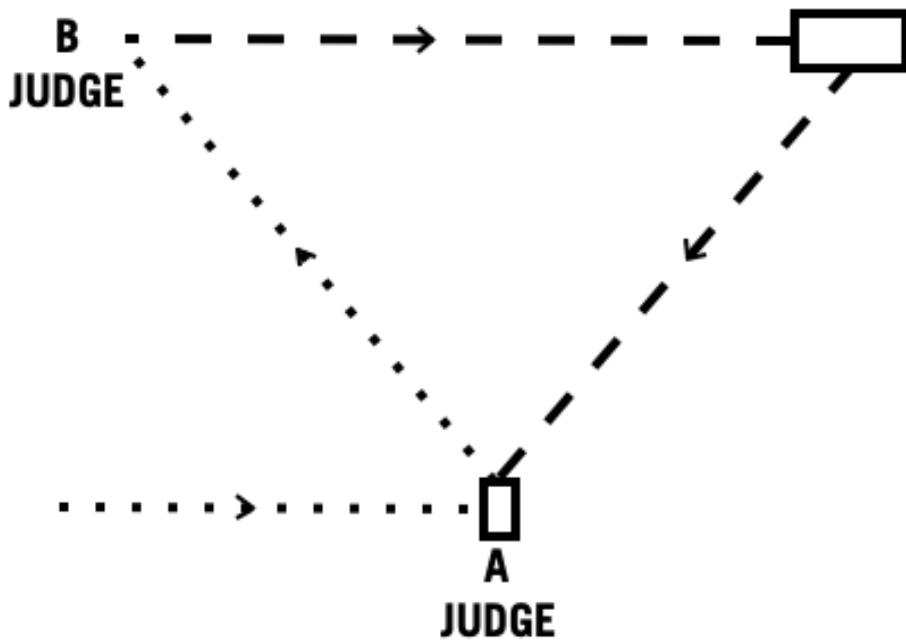
0	1	2	3	4	5	6	7	8	9	10
Not Executed			Insufficient		Satisfactory			Good		Excellent



# LED – LP4

Event \_\_\_\_\_ Class \_\_\_\_\_

Horse \_\_\_\_\_ Rider \_\_\_\_\_



1	All horses will parade around entire area of Judging to be presented for overview.
2	All horses will then be marshalled outside work area and enter the arena one at a time for Judging.
3	The horse will walk to the Judge at marker A and present for inspection.
4	Horse will walk from marker A to marker B angling slightly left. Turn right at marker B and trot to marker C. At marker C Stop and stand horse in profile (side on).
5	On Judges instruction trot straight back to Judges and halt to be dismissed.
Consideration will be given to Type, Conformation, Manners, Presentation and Overall Impression	

Score	/ 100
-------	-------

Judge: \_\_\_\_\_ Date: \_\_\_\_\_

### Scoring Scale

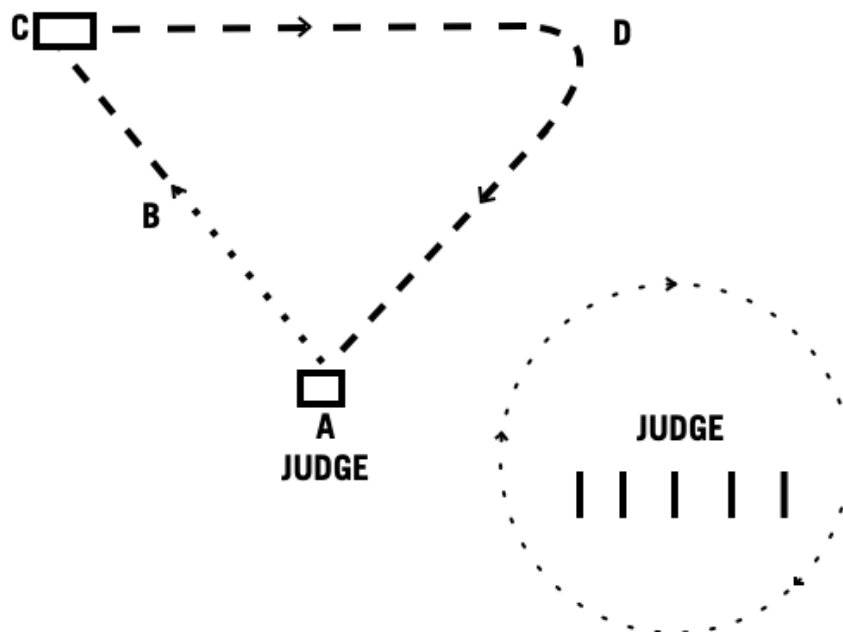
0	1	2	3	4	5	6	7	8	9	10
Not Executed			Insufficient		Satisfactory		Good		Excellent	



# LED – LP5

Event \_\_\_\_\_ Class \_\_\_\_\_

Horse \_\_\_\_\_ Rider \_\_\_\_\_



<b>1</b>	All horses will walk the ring clockwise of the Judge for an overview. Horses selected for final consideration will be lined up in centre of ring behind the Judge.
<b>2</b>	Each Horse will walk forward for closer inspection. Horses will commence from A. Walk out to B. Trot away from Judge onto C and Halt.
<b>3</b>	Stand in profile to the Judge for a few seconds, then trot in a loop around D and back to Judge. Halt in front of Judge before returning to the line up.
Consideration will be given to Type, Conformation, Manners, Presentation and Overall Impression	

<b>Score</b>	<b>/ 100</b>
--------------	--------------

Judge: \_\_\_\_\_ Date: \_\_\_\_\_

### Scoring Scale

0	1	2	3	4	5	6	7	8	9	10
Not Executed			Insufficient		Satisfactory			Good		Excellent