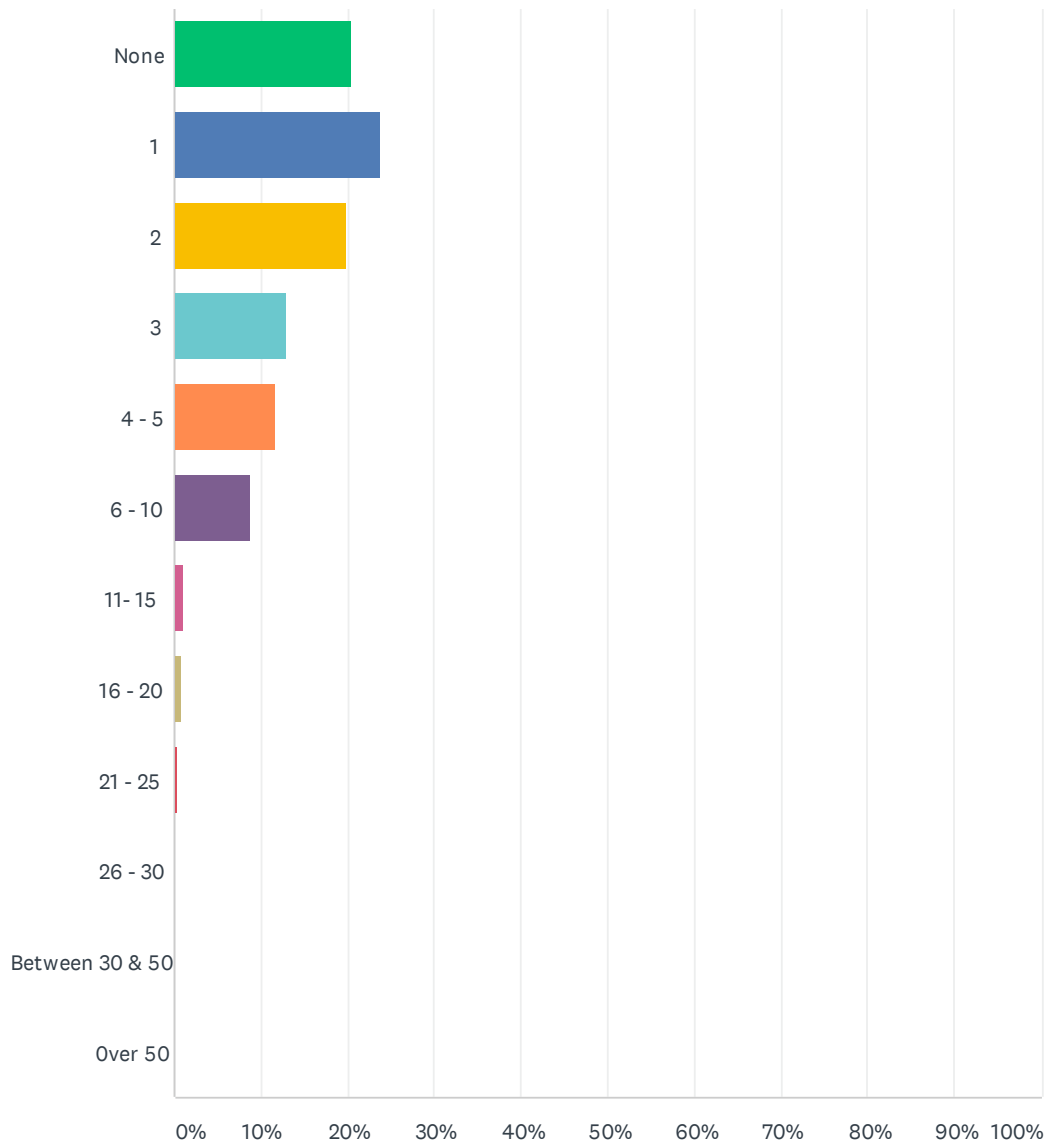


2020 REGISTRATION SURVEY

Q1 How many mares do you join in a normal breeding season?

Answered: 469 Skipped: 2

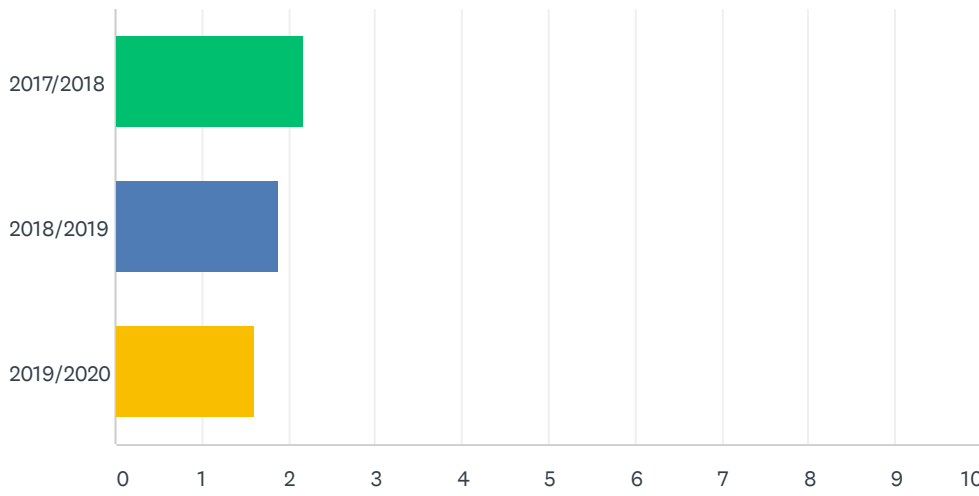


AUSTRALIAN STOCK HORSE SOCIETY LIMITED

ANSWER CHOICES	RESPONSES	
None	20.47%	96
1	23.88%	112
2	19.83%	93
3	13.01%	61
4 - 5	11.73%	55
6 - 10	8.74%	41
11- 15	1.07%	5
16 - 20	0.85%	4
21 - 25	0.43%	2
26 - 30	0.00%	0
Between 30 & 50	0.00%	0
Over 50	0.00%	0
TOTAL		469

Q2 How many mares did you join in the following breeding seasons?

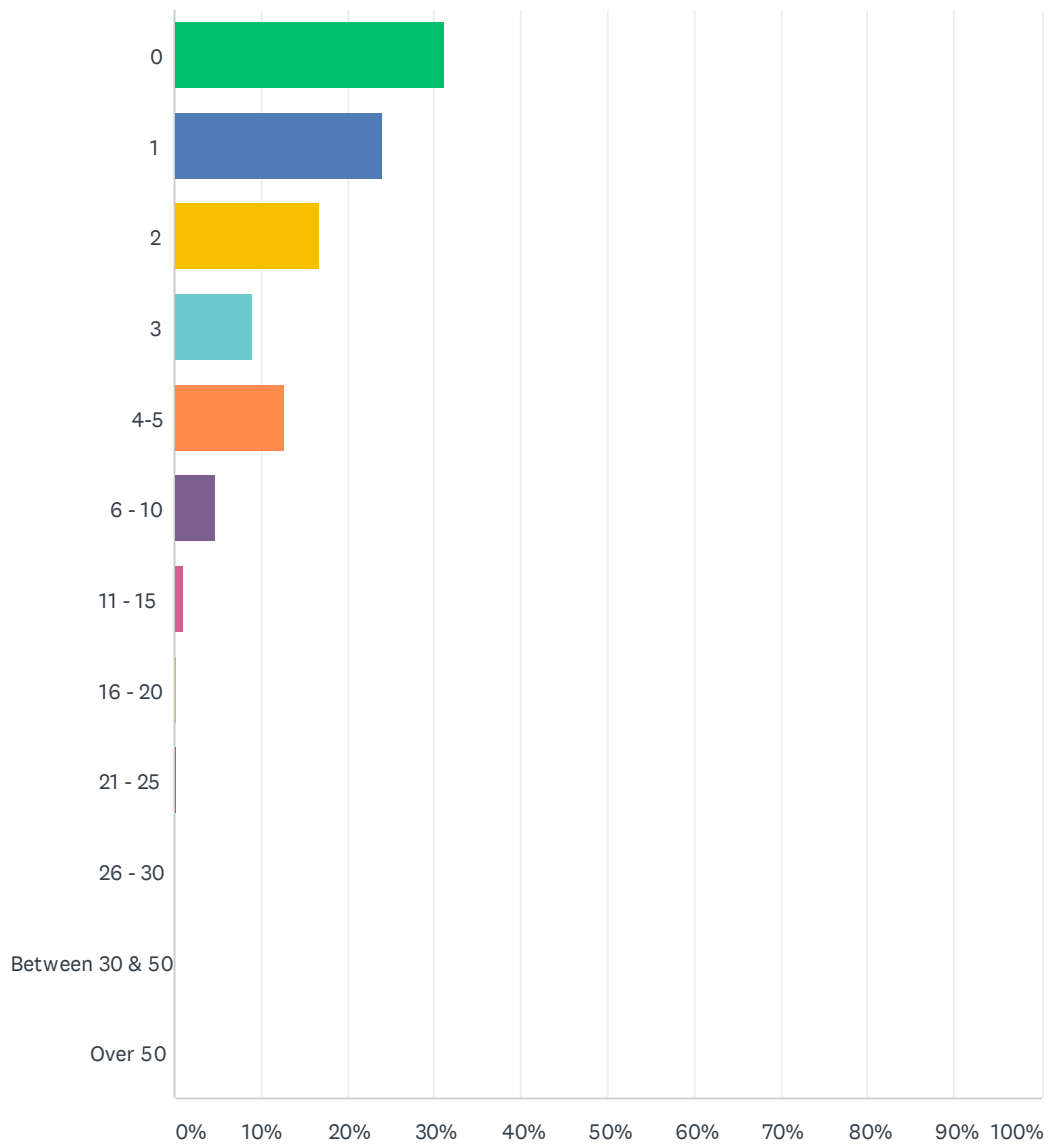
Answered: 462 Skipped: 9



ANSWER CHOICES	AVERAGE NUMBER	TOTAL NUMBER	RESPONSES
2017/2018	2	993	455
2018/2019	2	860	458
2019/2020	2	734	457
Total Respondents: 462			

Q3 How many mares do you intend to breed in this current breeding season - 2020/2021?

Answered: 460 Skipped: 11

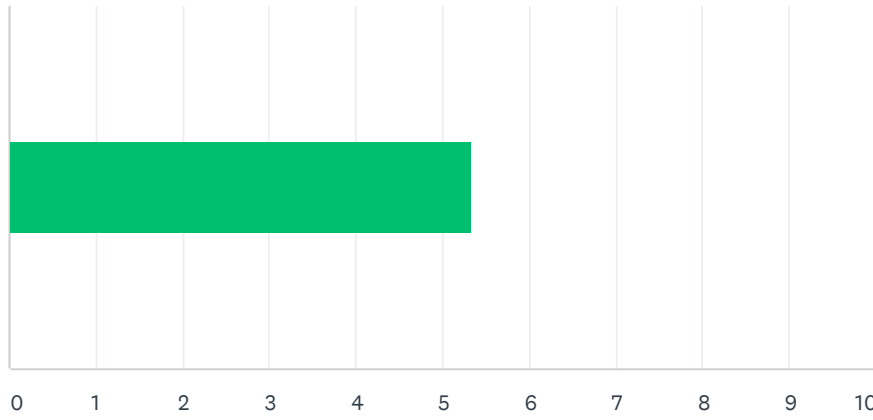


AUSTRALIAN STOCK HORSE SOCIETY LIMITED

ANSWER CHOICES	RESPONSES	
0	31.09%	143
1	24.13%	111
2	16.74%	77
3	8.91%	41
4-5	12.83%	59
6 - 10	4.78%	22
11 - 15	1.09%	5
16 - 20	0.22%	1
21 - 25	0.22%	1
26 - 30	0.00%	0
Between 30 & 50	0.00%	0
Over 50	0.00%	0
TOTAL		460

Q4 If you stand a sire registered ASH stallion/s, how many mares would you cover (natural & AI) in a normal season?

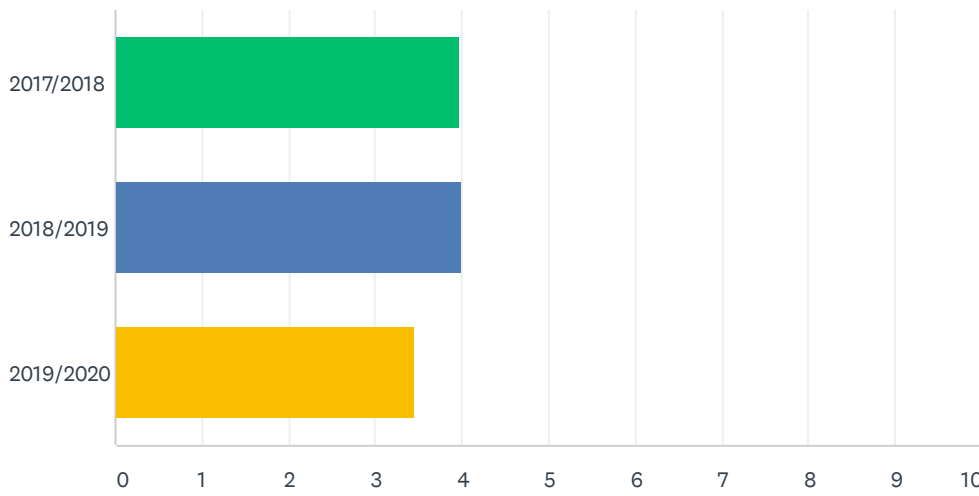
Answered: 273 Skipped: 198



ANSWER CHOICES	AVERAGE NUMBER	TOTAL NUMBER	RESPONSES
	5	1,454	273
Total Respondents: 273			

Q5 Given the extreme conditions how many mares did your stallion/s cover in the following breeding seasons?:

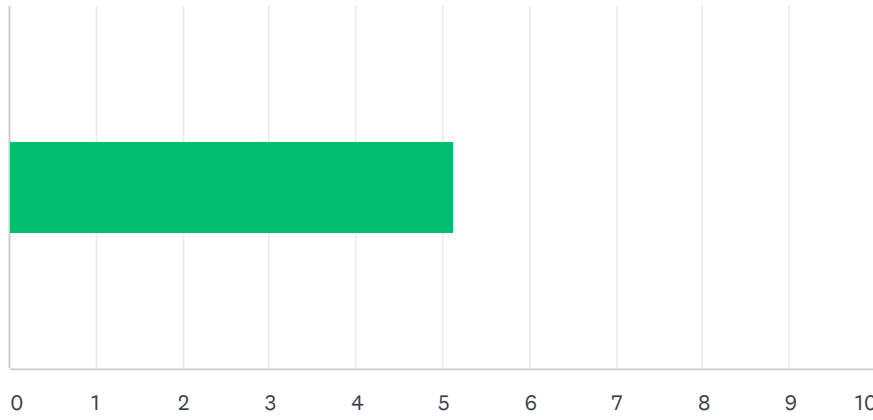
Answered: 267 Skipped: 204



ANSWER CHOICES	AVERAGE NUMBER	TOTAL NUMBER	RESPONSES
2017/2018	4	1,028	258
2018/2019	4	1,053	264
2019/2020	3	918	266
Total Respondents: 267			

Q6 How many mares do you expect to cover with your stallion/s this current breeding season – 2020/2021?

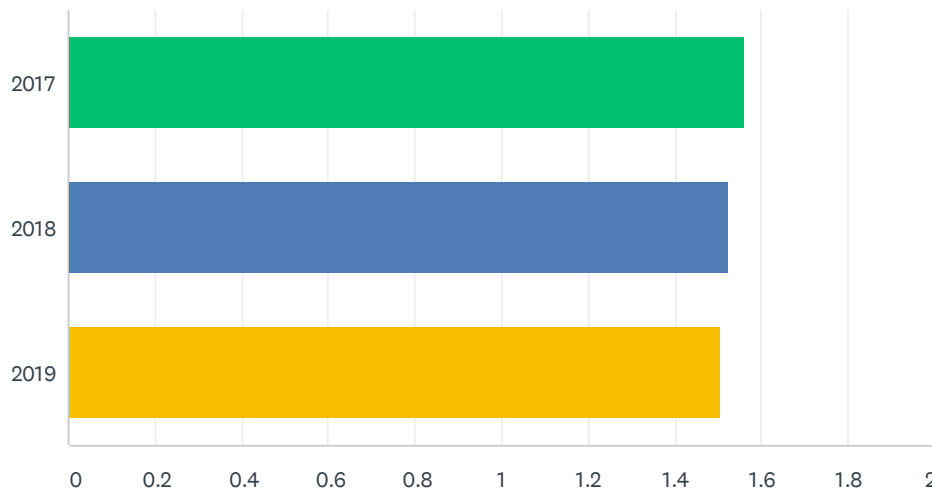
Answered: 259 Skipped: 212



ANSWER CHOICES	AVERAGE NUMBER	TOTAL NUMBER	RESPONSES
	5	1,330	259
Total Respondents: 259			

Q7 How many Australian Stock Horses did you register with the ASHS in:

Answered: 446 Skipped: 25



ANSWER CHOICES	AVERAGE NUMBER	TOTAL NUMBER	RESPONSES
2017	2	630	404
2018	2	635	417
2019	2	641	425
Total Respondents: 446			

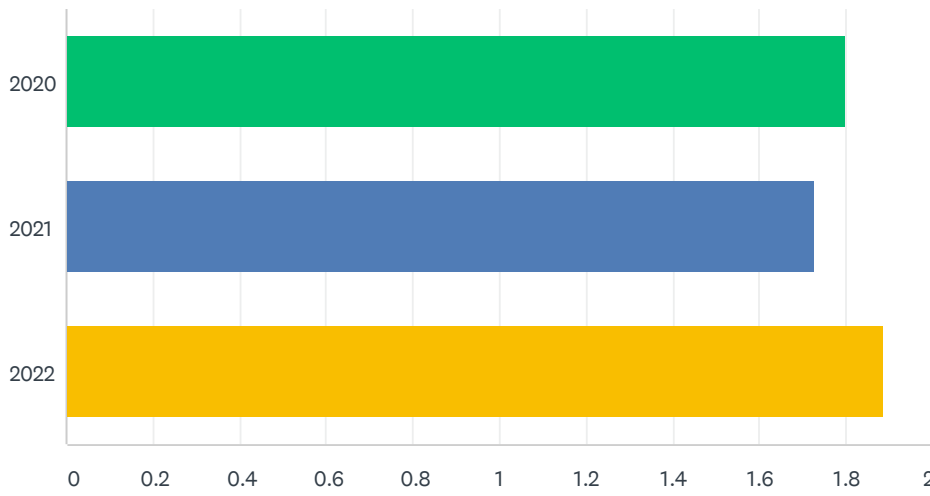
Q8 At what age do you predominantly register your home-bred Australian Stock Horses?

Answered: 379 Skipped: 92

Under 1 year										
	1	2	3	4	5	6 - 10	11 -15	16 - 20	OVER 20	TOTAL
Fillies/Mares	72.63% 130	15.64% 28	6.70% 12	1.12% 2	1.68% 3	1.12% 2	0.00% 0	0.00% 0	1.12% 2	179
Colts/Stallions	85.15% 86	8.91% 9	0.00% 0	1.98% 2	0.99% 1	1.98% 2	0.00% 0	0.00% 0	0.99% 1	101
Geldings	78.05% 96	13.01% 16	3.25% 4	3.25% 4	0.00% 0	1.63% 2	0.00% 0	0.00% 0	0.81% 1	123
1 and Under 3 years										
	1	2	3	4	5	6 - 10	11 -15	16 - 20	OVER 20	TOTAL
Fillies/Mares	49.68% 78	33.12% 52	12.10% 19	2.55% 4	1.91% 3	0.64% 1	0.00% 0	0.00% 0	0.00% 0	157
Colts/Stallions	73.58% 39	24.53% 13	1.89% 1	0.00% 0	0.00% 0	0.00% 0	0.00% 0	0.00% 0	0.00% 0	53
Geldings	56.94% 82	29.17% 42	9.72% 14	2.78% 4	0.69% 1	0.69% 1	0.00% 0	0.00% 0	0.00% 0	144
3 & Under 6 years										
	1	2	3	4	5	6 - 10	11 -15	16 - 20	OVER 20	TOTAL
Fillies/Mares	37.84% 14	37.84% 14	10.81% 4	10.81% 4	2.70% 1	0.00% 0	0.00% 0	0.00% 0	0.00% 0	37
Colts/Stallions	30.00% 3	0.00% 0	30.00% 3	30.00% 3	0.00% 0	10.00% 1	0.00% 0	0.00% 0	0.00% 0	10
Geldings	47.22% 17	16.67% 6	16.67% 6	5.56% 2	11.11% 4	2.78% 1	0.00% 0	0.00% 0	0.00% 0	36
6 years & Over										
	1	2	3	4	5	6 - 10	11 -15	16 - 20	OVER 20	TOTAL
Fillies/Mares	55.56% 5	44.44% 4	0.00% 0	0.00% 0	0.00% 0	0.00% 0	0.00% 0	0.00% 0	0.00% 0	9
Colts/Stallions	0.00% 0	50.00% 1	0.00% 0	50.00% 1	0.00% 0	0.00% 0	0.00% 0	0.00% 0	0.00% 0	2
Geldings	28.57% 2	28.57% 2	14.29% 1	28.57% 2	0.00% 0	0.00% 0	0.00% 0	0.00% 0	0.00% 0	7

Q9 How many Australian Stock Horses do you expect to register in:

Answered: 456 Skipped: 15



ANSWER CHOICES	AVERAGE NUMBER	TOTAL NUMBER	RESPONSES
2020	2	777	432
2021	2	729	422
2022	2	755	400
Total Respondents: 456			

AUSTRALIAN STOCK HORSE SOCIETY LIMITED

Q10 Of the Australian Stock Horses you expect to register, how many fall into the following categories?;

Answered: 362 Skipped: 109

HSH										
	1	2	3	4	5	6 - 10	11 - 15	16 - 20	OVER 20	TOTAL
2020	53.90% 76	24.11% 34	11.35% 16	1.42% 2	2.84% 4	4.26% 6	0.71% 1	0.00% 0	1.42% 2	141
2021	47.29% 61	27.13% 35	11.63% 15	3.88% 5	2.33% 3	6.20% 8	0.78% 1	0.00% 0	0.78% 1	129
2022	40.50% 49	28.93% 35	8.26% 10	9.92% 12	3.31% 4	7.44% 9	0.83% 1	0.00% 0	0.83% 1	121

STUD BOOK										
	1	2	3	4	5	6 - 10	11 - 15	16 - 20	OVER 20	TOTAL
2020	53.28% 73	25.55% 35	9.49% 13	3.65% 5	2.92% 4	2.92% 4	0.73% 1	0.73% 1	0.73% 1	137
2021	58.47% 69	17.80% 21	8.47% 10	7.63% 9	1.69% 2	4.24% 5	0.85% 1	0.85% 1	0.00% 0	118
2022	42.16% 43	29.41% 30	6.86% 7	12.75% 13	1.96% 2	4.90% 5	0.98% 1	0.98% 1	0.00% 0	102

SECOND CROSS										
	1	2	3	4	5	6 - 10	11 - 15	16 - 20	OVER 20	TOTAL
2020	62.69% 42	22.39% 15	7.46% 5	7.46% 5	0.00% 0	0.00% 0	0.00% 0	0.00% 0	0.00% 0	67
2021	70.83% 34	20.83% 10	4.17% 2	2.08% 1	2.08% 1	0.00% 0	0.00% 0	0.00% 0	0.00% 0	48
2022	69.05% 29	19.05% 8	4.76% 2	4.76% 2	2.38% 1	0.00% 0	0.00% 0	0.00% 0	0.00% 0	42

FIRST CROSS										
	1	2	3	4	5	6 - 10	11 - 15	16 - 20	OVER 20	TOTAL
2020	62.90% 39	27.42% 17	3.23% 2	3.23% 2	1.61% 1	1.61% 1	0.00% 0	0.00% 0	0.00% 0	62
2021	57.78% 26	33.33% 15	0.00% 0	4.44% 2	4.44% 2	0.00% 0	0.00% 0	0.00% 0	0.00% 0	45
2022	61.11% 22	19.44% 7	8.33% 3	8.33% 3	2.78% 1	0.00% 0	0.00% 0	0.00% 0	0.00% 0	36

BASE REGISTRY										
	1	2	3	4	5	6 - 10	11 - 15	16 - 20	OVER 20	TOTAL
2020	70.00% 14	25.00% 5	0.00% 0	0.00% 0	0.00% 0	5.00% 1	0.00% 0	0.00% 0	0.00% 0	20
2021	50.00% 4	37.50% 3	0.00% 0	12.50% 1	0.00% 0	0.00% 0	0.00% 0	0.00% 0	0.00% 0	8
2022	37.50% 3	62.50% 5	0.00% 0	0.00% 0	0.00% 0	0.00% 0	0.00% 0	0.00% 0	0.00% 0	8

Q11 To be eligible to go in the draw to win a free 2021 ASHS Membership or ASHS merchandise please provide your Membership Name and Number.

Answered: 424 Skipped: 47

ANSWER CHOICES	RESPONSES	
Member Name:	100.00%	424
Member Number:	91.04%	386